

MAZDA MOTORSPORTS

By: **PENSKE**
RACING SHOCKS

NA/NB ADJUSTABLE COILOVER FRONT SHOCK
MAZDA P/N: 0000-04-5275-SA
NOT FOR SPEC MIATA USE

SINGLE DAMPING ADJUSTMENT

- Knurled adjuster
- 16 total clicks of adjustment counted from the full stiff position
- Damping adjustment affects both compression and rebound directions for overall suspension control

UPPER SHOCK MOUNTING OPTIONS

- Rubber or spherical bearing mount options available (see pages 3 and 4)

EXTENDED SPRING GUIDE
Allows for the use of a helper spring

BUMP RUBBER
Provides a plush cushion near the end of stroke
Prevents abrupt damper bottoming

RIDE HEIGHT ADJUSTMENT
Knurled locking collar provides positive, tool-free adjustment

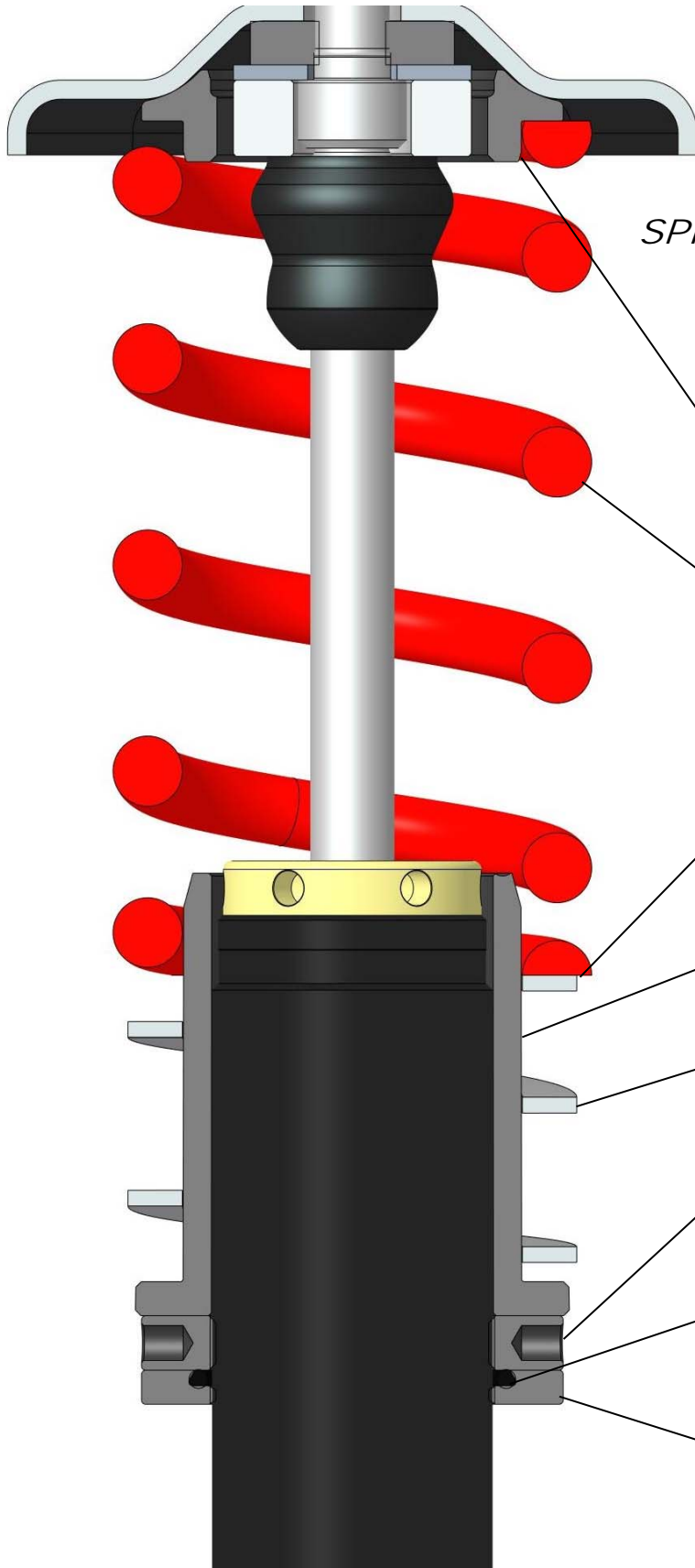
BILLET ALUMINUM COMPONENTS
Penske Racing Shocks are always designed with performance and durability in mind – all designed components are machined, and materials are chosen to provide maximum performance in the lightest and most durable package possible.

SPHERICAL BEARING
Race-spec spherical bearing allows freedom of motion for improved performance, Spacer, Qty2, PENSKE P/N: BU-SM

16
CLICKS

MAZDA MOTORSPORTS

By: **PENSKE**
RACING SHOCKS



SPRING HARDWARE INSTALLATION

SPRING KIT OPTIONS

- 2.25" SPRING KIT
MAZDA P/N: 0000-04-5282
- 2.5" SPRING KIT
MAZDA P/N: 0000-04-5281

SPRING RETAINER
Mates with stock upper mount

MAIN SPRING

ASSEMBLY NOTE:
Main spring must be located on the spring guide when the shock is in the fully extended position to avoid damage

SPRING GUIDE

HELPER SPRING

RIDE HEIGHT ADJUSTER

O-RING
*PENSKE P/N: OR-2227-B
Located against Ride Height Adjuster*

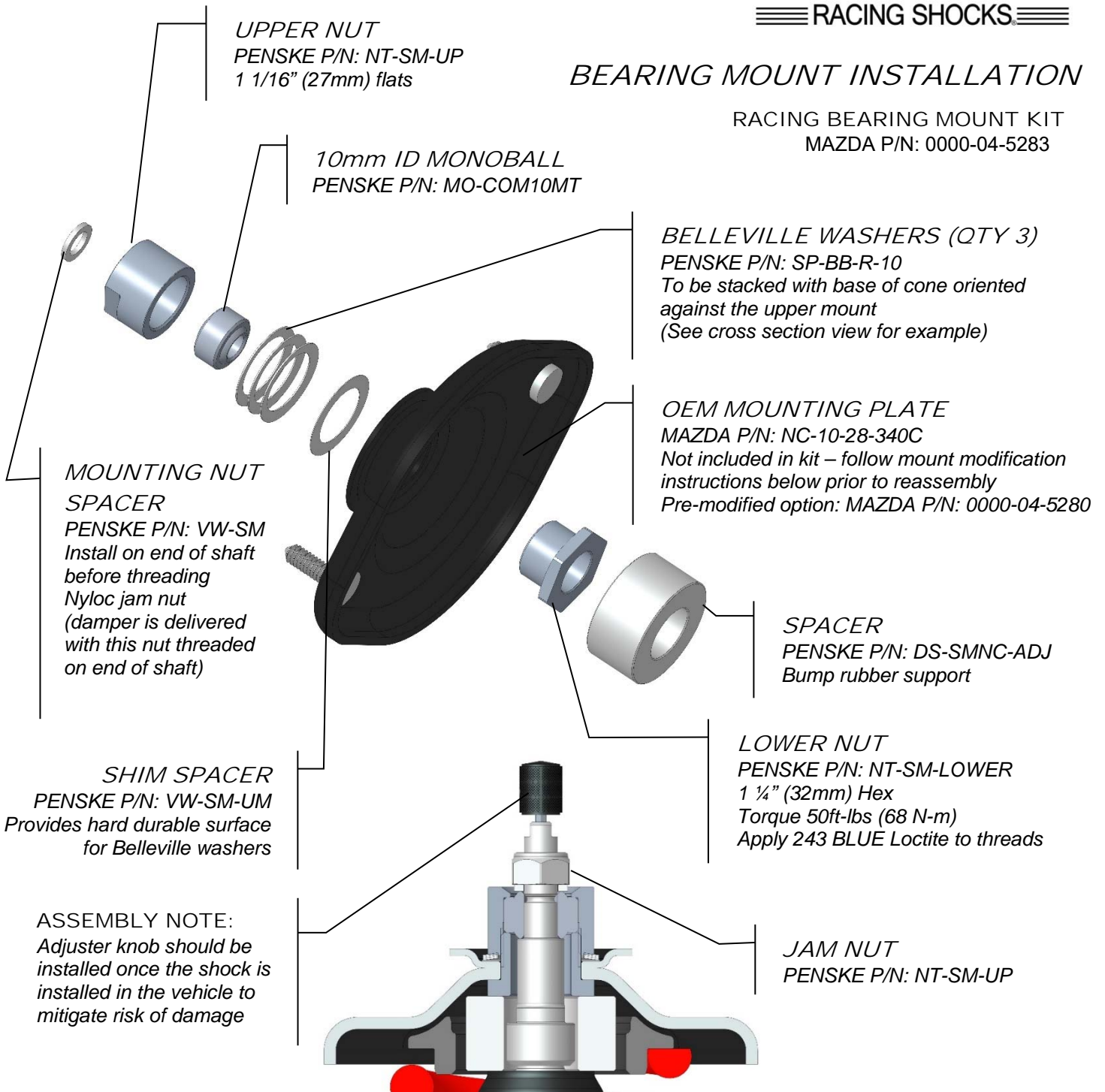
LOCKING COLLAR
*PENSKE P/N: RH-84-NUT
Knurled locking collar provides positive, tool-free adjustment*

MAZDA MOTORSPORTS

By: **PENSKE**
 RACING SHOCKS

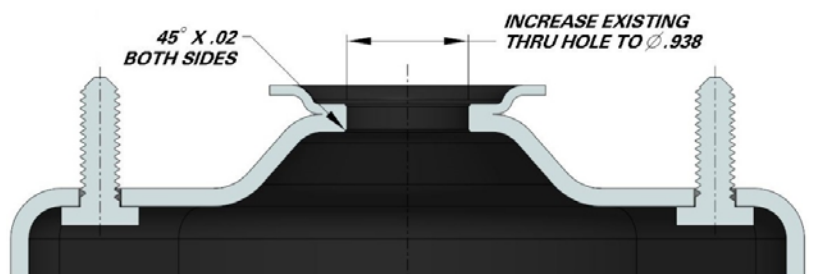
BEARING MOUNT INSTALLATION

RACING BEARING MOUNT KIT
 MAZDA P/N: 0000-04-5283



TOP MOUNT MODIFICATION:

1. Remove mount from vehicle
2. Secure mount to table of drill press/mill
3. Using high speed step drill bit & cutting fluid, enlarge existing thru hole to $\varnothing.938$ (15/16"). (Step drill can be purchased from any industrial supplier such as McMaster-Carr, MSC, Grainger, etc.)
4. Chamfer/deburr hole edges
5. Assemble mounting components as specified above
6. Re-install into vehicle



MAZDA MOTORSPORTS



RUBBER MOUNT INSTALLATION

STREET RUBBER MOUNT KIT
MAZDA P/N: 0000-04-5284

UPPER WASHER
MAZDA P/N: NC10-28-774

COLLAR
PENSKE P/N: CO-MX5NB-MT

RUBBER MOUNT
MAZDA P/N: NC10-28-775

OEM TOP MOUNT
MAZDA P/N: NC-10-28-340C
MODIFICATION NOT
REQUIRED FOR RUBBER
MOUNT INSTALLATION

LOWER WASHER
PENSKE P/N: VW-MX5NB-MT

LOWER RUBBER
MOUNT
PENSKE P/N: BR-MX5NB-UP

SPACER
PENSKE P/N: DS-MX5NB-ADJ
Bump rubber support

ASSEMBLY NOTE:
Adjuster knob should be installed
once the shock is installed in the
vehicle to mitigate risk of damage

TOP NUT
PENSKE P/N: NT-SM-UP



150 FRANKLIN ST
READING, PA 19602
(610) 375-6180 • (610) 375-6190 FAX